


250W, 300W, SOT227 高電力抵抗器

CHASSIS MOUNTING NON-INDUCTIVE HIGH POWER RESISTORS

RPG250, RPG300



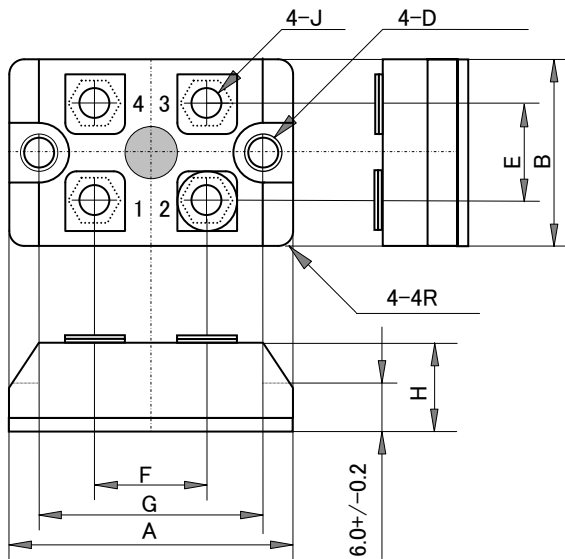
特長・用途

TO227 型、放熱シャーシ取付方式の 300W (1 抵抗器) 250W (2 個の抵抗器) 高電力抵抗器。
 小型ですから、直列インダクタンスは少なく、パルス回路、高周波回路に最適。
 2 個の M4 ねじ簡単に取り付けることが可能。
 抵抗器の高さは端子面で 14mm ときわめて低く、端子は銅板プスバーに直接 M4 ねじで取付可能。
 端子の数は、標準は 4 個であって、2 個、3 個に変更可能。端子数を変更する場合の形名称は、工場にお問い合わせください。
 パワーエレクトロニクスのスナバ抵抗、ゲート抵抗、インバータのブリーダ抵抗、スピーカシステムの負荷抵抗、ダンピング抵抗など。

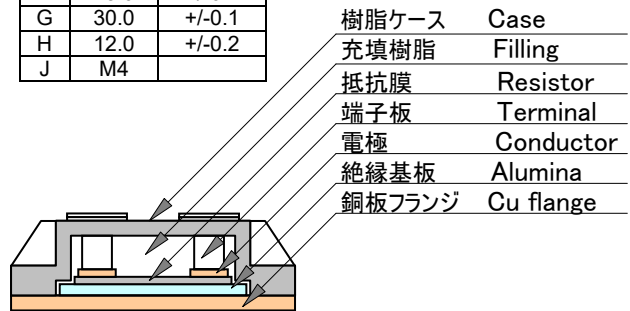
Features and Applications

Small size TO227, 200W high power resistor. Attaching an air-cooled heat sink or water-cooling is necessary. Rated power is 300W (one element) or 250W (two elements).
 M4 screw terminals, very low series inductance. Higher density packing, vibration-proof and perfect heat dissipation possible.
 Applications include snubber resistors for power supplies, gate resistors, pulse generators, high frequency amplifiers, dumping resistance of theater audio equipment of dividing network of loud speaker systems, etc.

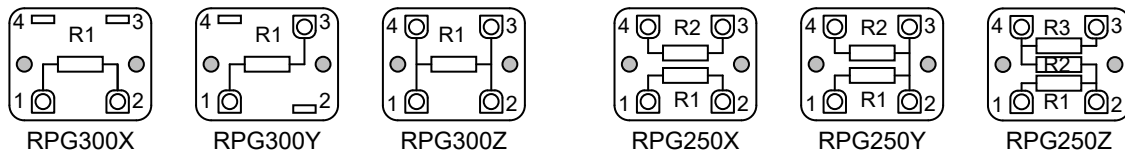
外形寸法と材質 Dimensions



	mm	+/- mm
A	38.0	+/-0.2
B	25.0	+/-0.2
C	(14.0)	+/-0.5
D	4.2	+/-0.1
E	13.0	+/-0.3
F	15.0	+/-0.4
G	30.0	+/-0.1
H	12.0	+/-0.2
J	M4	



端子接続 Schematics



250W, 300W, SOT227 高電力抵抗器

RPG250, RPG300

CHASSIS MOUNTING NON-INDUCTIVE HIGH POWER RESISTORS

形名呼称 Ordering Information

Type RPG300	Connection X	Screws -	TCR A	Resistance 10R	Tolerance J	Code Z00
RPG250	X	- (non)	A (100ppm)	10R	J (5%)	Z00
RPG300	Y	S (with)		R1=R2=R3		(RoHS)
	Z			E24+ (*)		

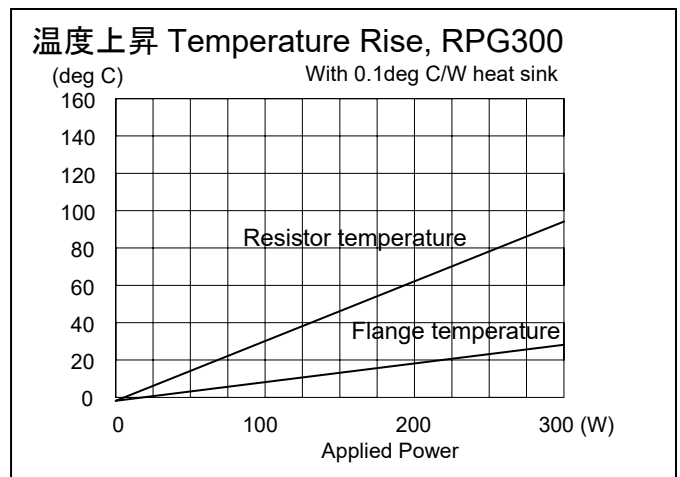
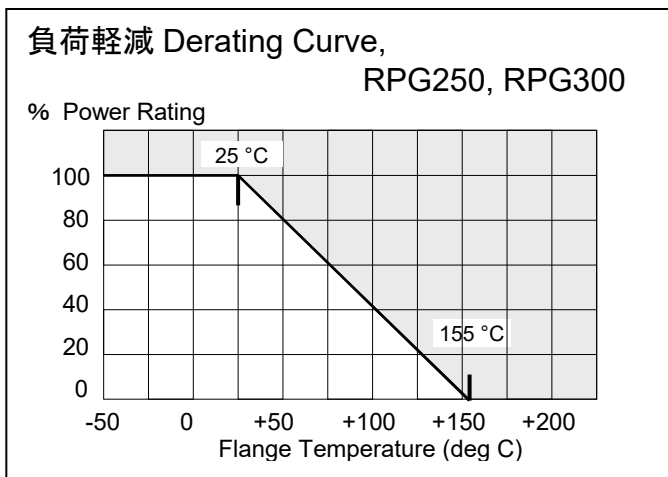
(*)Available resistance value

1.0	1.1	1.2	1.3	1.5	1.6	1.8	2.0	2.2	2.4	2.5	2.7	3.0	3.3
3.6	3.9	4.0	4.3	4.7	5.0	5.1	5.6	6.2	6.8	7.5	8.0	8.2	9.1

RPG250 contains two or three resistors.

電氣的仕様 Specifications and Performances

		RPG250	RPG300	Test Conditions
定格電力	Rating Power	250 W	300 W	At flange temperature -55 to +25 deg C
熱抵抗	Thermal resistance	0.32 °C/W	0.32 °C/W	
抵抗値	Resistance Range	1ohm to 51Kohm Dual	1ohm to 51Kohm Single	
抵抗値	Nominal Resistance	E24+	E24+	Additionally, 2.0 and 5.0.
温度係数	TCR	+/-100 ppm/K(A)	+/-100 ppm/K(A)	For -55 to +120 °C
許容差	Tolerance	+/-5%(J)	+/-5%(J)	
動作温度範囲	Operation Temp.	-55 - +155 °C	-55 - +155 °C	
最高使用電圧	Max. Applied Voltage	700V または $E = \sqrt{P \cdot R}$		
絶縁耐電圧	Withstanding Voltage	2500 VAC		60 seconds.
負荷寿命	Load Life	ΔR +/-1.0 %		25°C, 90 min.ON, 30min.OFF, 1000hours.
耐湿性	Humidity	ΔR +/-1.0 %		40°C, 90 to 95%RH, DC0.1W, 1000hours.
温度サイクル	Temperature Cycle	ΔR +/-1.0 %		-55C, 30 min.,+155C 30min., 20cycles. (-55C, 30 min.,+120C, 30min., 20cycles. at RPG300)
絶縁抵抗	Insulation Resistance	Over 1000 Meg ohm		Between terminals and flange.
耐震性	Vibration	ΔR +/-0.25 %		



材質

フランジ: Ni めっき銅板
 基板: Al2O3
 抵抗器: 金属皮膜抵抗器
 ケース: ガラス繊維強化ナイロン 66
 端子: Ni めっき銅合金
 ねじ: 4-M4/6mm depth.

Materials

Flange: Ni plated copper plate.
 Substrate: Al2O3 alumina substrate.
 Resistor: Metal film resistor.
 Case: Nylon 66 with glass fiber
 Terminals: Ni plated copper alloy
 Screw: 4-M4/6mm depth.