


表面実装 複合抵抗器  
 CHIP RESISTOR NETWORKS  
 SOIC TYPE  
 MCM4, MCM8, MCM16



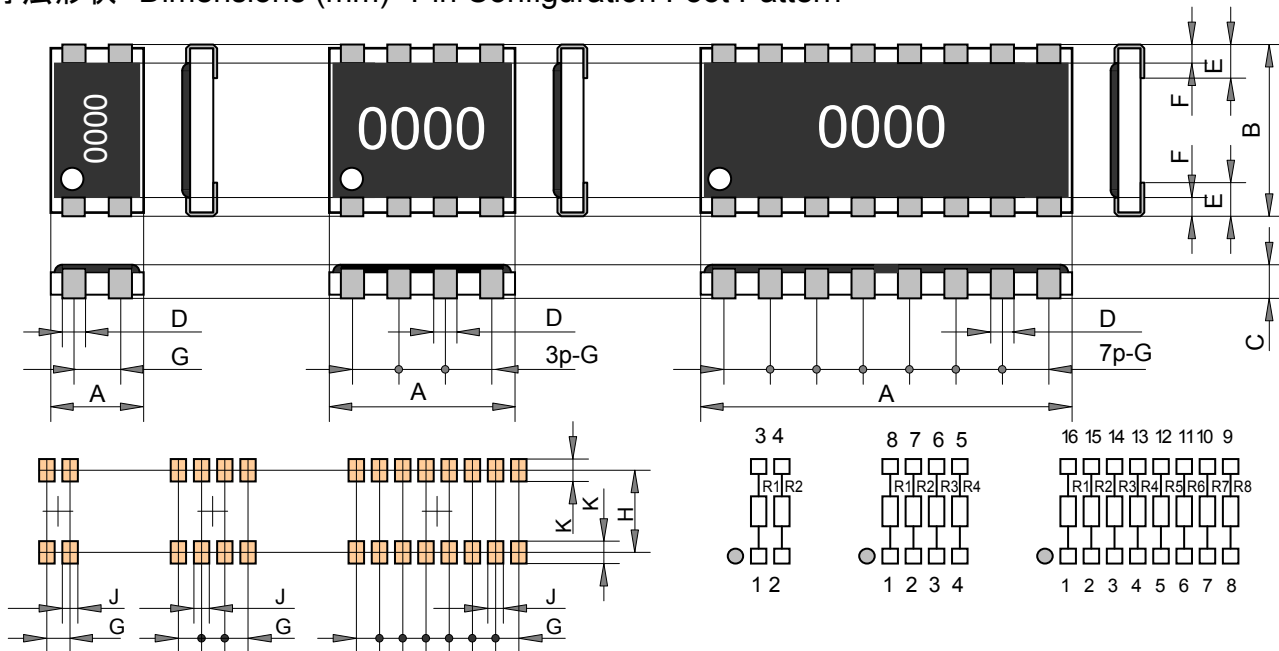
特長用途

温度係数 2ppm/°C、許容差 0.02%、の精密ネットワーク抵抗器。  
 抵抗値は、100オームから、22Kオーム。  
 定格電力 200mW、電源電圧 5V 系の電子回路において十分な負荷軽減状態で動作可能。  
 2 素子、4 素子、8 素子を標準として、短納期供給。  
 標準品のほか、カスタムネットワークを製作可能。  
 産業用電子機器、工作機械、IC テスタ、有線/無線データ伝送機器、工業計器、計測器など。

Features and Applications

2ppm/C tracking and 0.02% ratio precision NiCr thin film resistor networks.  
 50mW/resistor rating sufficient power derating for 5 volt analog circuits.  
 Simple standard circuits for 8pin available to satisfy flexible circuit design requirements.  
 Supplied in plastic tape reel for automated assembling.  
 Custom designed circuits also available in 8pin configuration. Customer service will be advised.  
 Measurement, industrial electronics, industrial instruments, automatic testing, high-speed digital data transmission, intelligent hubs and routers, and data switching.

寸法形状 Dimensions (mm) Pin Configuration Foot Pattern



	A	B	C	D	E	F	G	H	J	K
MCM4	3.00 +/-0.2	5.00 +/-0.1	0.80 +/-0.2	0.635 +/-0.1	1.00 +/-0.2	(0.5)	1.27 +/-0.1	4.00	0.635 +/-0.1	1.00
MCM8	5.00 +/-0.2	5.00 +/-0.1	0.80 +/-0.2	0.635 +/-0.1	1.00 +/-0.2	(0.5)	1.27 +/-0.1	4.00	0.635 +/-0.1	1.00
MCM16	10.00 +/-0.2	5.00 +/-0.1	0.80 +/-0.2	0.635 +/-0.1	1.00 +/-0.2	(0.5)	1.27 +/-0.1	4.00	0.635 +/-0.1	1.00

表面実装 SOP 複合抵抗器 CHIP RESISTOR NETWORKS

MCM4, MCM8, MCM16

形名称 Ordering Information

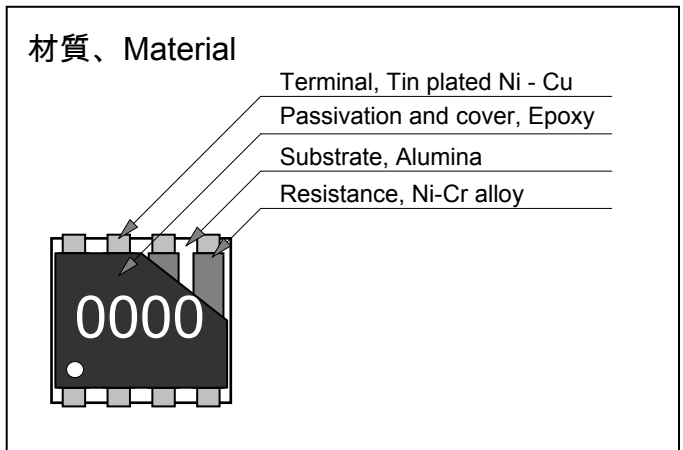
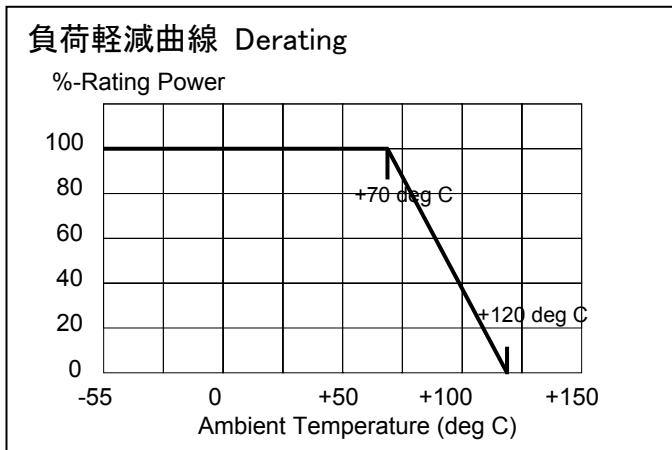
Type	TCR	Resistance	Tol.	Package
MCM8	T	10kohm	Q	Z00
MCM4	Z (5ppm/C)	E24 & E96	A (0.05%)	Z00(Bulk)
MCM8	P (10ppm/C)		Q (0.01%)	Z01(Tape)
MCM16	Q (5 ppm/C)		R (0.02%)	
MCM4-00	R (1 ppm/C)		S (0.05%)	
MCM8-00	S (5 ppm/C)		T (0.10%)	
MCM16-00	T (2 ppm/C)			

Note: When MCM8 T 10kohm Q Z00, R1=R2=R3=R4=10kohm Tracking 2ppm/deg C, matching: 0.01% at -20 deg C to +120 deg C

絶対・相対表記 Matching Tracking Notation

	TCR	Tracking
P	+/-50 ppm/deg C	10 ppm/deg C
Q	+/-10 ppm/deg C	5 ppm/deg C
R	+/-5 ppm/deg C	1 ppm/deg C
S	+/-25 ppm/deg C	5 ppm/deg C
T	+/-5 ppm/deg C	2 ppm/deg C

	Tolerance	Ratio
P	---	---
Q	+/-0.1%	0.01%
R	+/-0.1%	0.02%
S	+/-0.1%	0.05%
T	+/-0.1%	0.10%



性能 Performances

	Type	MCM	Note
抵抗値範囲	Resistance Range (ohm)	100 ohm - 22Kohm	E24+ and E96
標準品の抵抗値	Standard Resistance	100ohm 1Kohm 10Kohm	Same resistance
絶対温度係数	TC-Absolute	+/-5ppm/deg C	-20 deg C to +120 deg C
相対温度係数	TC-Tracking	+/-2ppm/deg C	-20 deg C to +120 deg C
絶対許容差	Tolerance-Absolute	+/-0.05%	-20 deg C to +120 deg C
相対許容差	Tolerance-Matching	+/-0.02%	-20 deg C to +120 deg C
定格電力/1素子	Rating Power/Resistor	50 mW	
定格電力/パッケージ	Rating Power/Package	0.2 W (MCM8)	
最高使用電圧	Max. Operating Volt.	$\sqrt{P \cdot R}$ or 80 V	
定格温度	Rating Temp.	+70°C	
使用温度範囲	Operating Temp. Range	-55 to +120 deg C	
保存温度範囲	Storage Temp. Range	-55 to +120 deg C	

電気的仕様 Electrical Specifications

	Items	Specifications	Conditions
短時間過負荷	Short Time Overload	+/(0.05%) absolute	2.5 times rating power, 5 seconds
絶縁抵抗	Insulation Resistance	>10,000Mohm	
絶縁耐電圧	Withstand Voltage	+/(0.05%) absolute	100V, 60 seconds
温度サイクル	Heat Shock	+/(0.1%) absolute	5 cycles for temp. -65, +25, +125, +25 degC
はんだ耐熱性	Soldering Heat	+/(0.05%) absolute	350 deg C, 3 seconds
はんだ付け性	Solder ability	Covered 95% area	230 deg C, 3 seconds
耐溶剤性	Solvent	No mechanical damage	
耐湿性	Humidity	+/(0.1%) absolute	40 deg C, 90-95RH, DC 0.1W, 1000hours
負荷寿命	Load Life	+/(0.1%) absolute	70 deg C, 90min.ON, 30minOFF, 1000hours

20110401