


表面実装チップ減衰器(集中定数形)

RF CHIP ATTENUATOR, T-Circuit  
RFA001 010

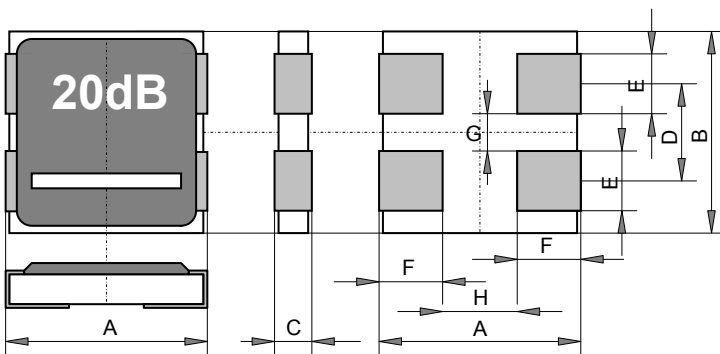


特長用途

RFA001010は、DC-2.5GHzの帯域で使用する定格電力1Wのチップアッテネータ。  
 RFA001010は、RoHS適合、アルミ基板と高信頼性抵抗体と接合信頼度の高い表面実装端子から構成され、外形は4mm角と小型。  
 RFA001010の減衰量は、0dBから40dBまで。  
 環境温度に対する変化が少なく、長期間にわたって安定動作するアッテネータ。  
 半導体製造設備、半導体試験装置、移動体通信の固定設備、マイクロ波送信機、高周波電源装置、工業計測機器、医用電子機器など。

Features and Applications

2.5GHz-1W surface mount small 4mmx4mm size, attenuators of 50ohm characteristic impedance.  
 RFA001 has 2.5GHz-1W power rating and high durability against pulse / EMI accidents in small signal applications.  
 Long life and temperature stability of thin film technology realize better performance at a temperature range from -55C to +155C.  
 Applications include impedance matching, gain control circuits, isolation circuits of power boost amplifiers at GHz, loss compensation of transmission line of data communication systems, detecting signal control of ATE-LSI test system-circuit board functional test systems, industrial measurement electronics, medical scientific electronics and miscellaneous communication systems.

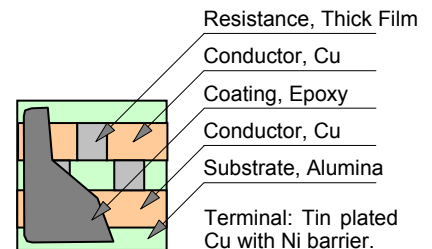


Symbol	mm	inch
A	4.0 /-0.2	0.157+/-0.008
B	4.0+/-0.2	0.157+/-0.008
C	(0.65)	(0.026)
D	2.0+/-0.1	0.079+/-0.004
E	(1.2)	(0.047)
F	1.2+/-0.1	0.047+/-0.004
G	0.8+/-0.1	0.032+/-0.004
H	1.6+/-0.1	0.063+/-0.004

Specifications and Performances

Attenuation	0, 1, 2, 3, 4, 5, 6, 7, 8, 9, 10, 20, 40* dB
Tolerance of Attenuation (at DC)	1-9dB:±0.3dB, 10dB:±0.5dB, 20dB:±1dB
Frequency Range	0-10dB: DC- 2.5GHz, 20dB: DC-600MHz
Volt Standing Wave Ratio	<1.2(0-10dB, DC-2.5GHz), (20dB, 0.6GHz)
Rating Power	1W
Characteristic Impedance	50 ohm
Tolerance of Impedance (at DC)	±2 ohm

Structure and Material



\* 40dB attenuation is optional, please contact to info@nikkohm.co.jp

Ordering Information

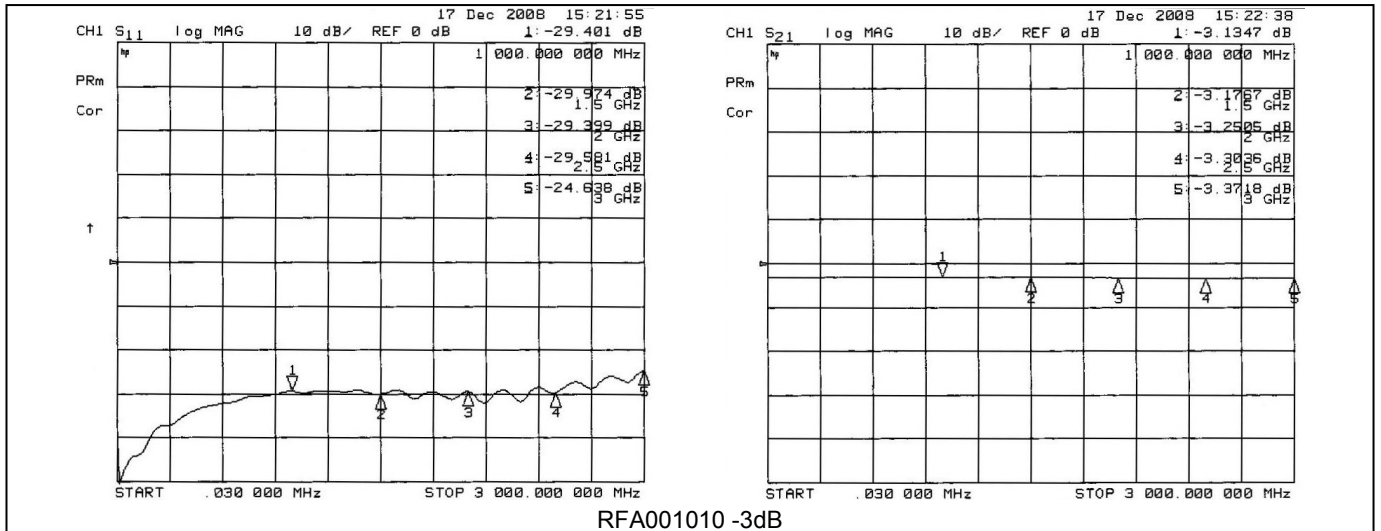
Type	Attenuation	Rating Power
RFA001010	6dB	Z00
RFA001010	0, 1, 2, 3, 4dB	Z00
	5, 6, 7, 8, 9 dB	Z01
	10, 20, 40 dB	
		Bulk
		Tape reel

表面実装チップ減衰器(集中定数形)

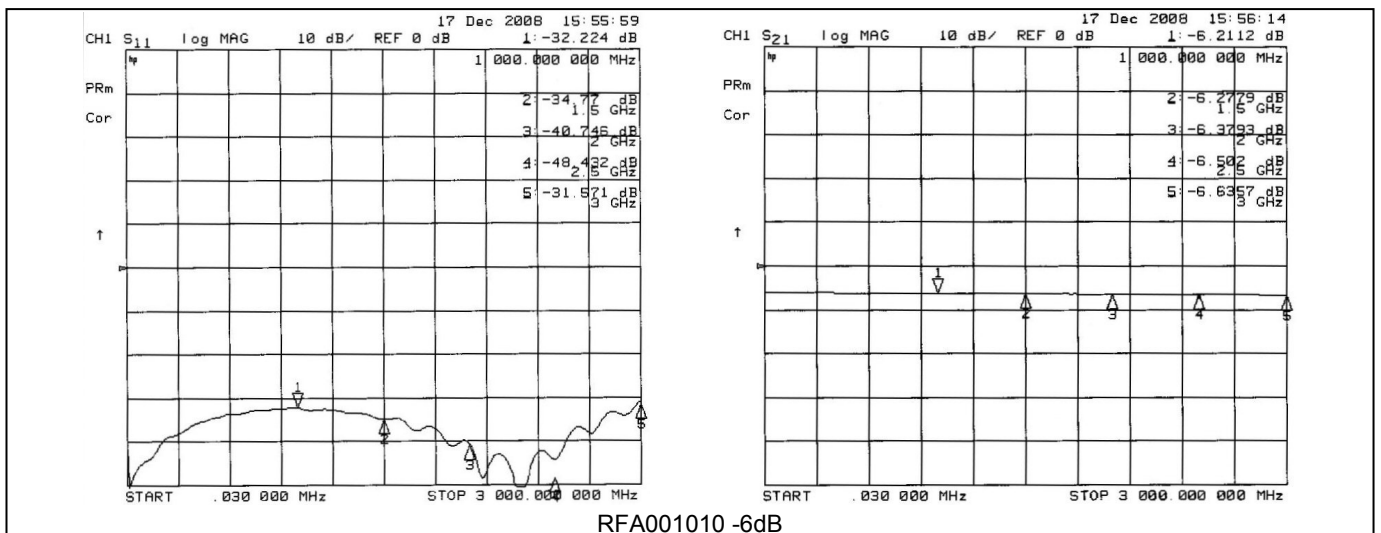
RF CHIP ATTENUATOR

RFA001 010

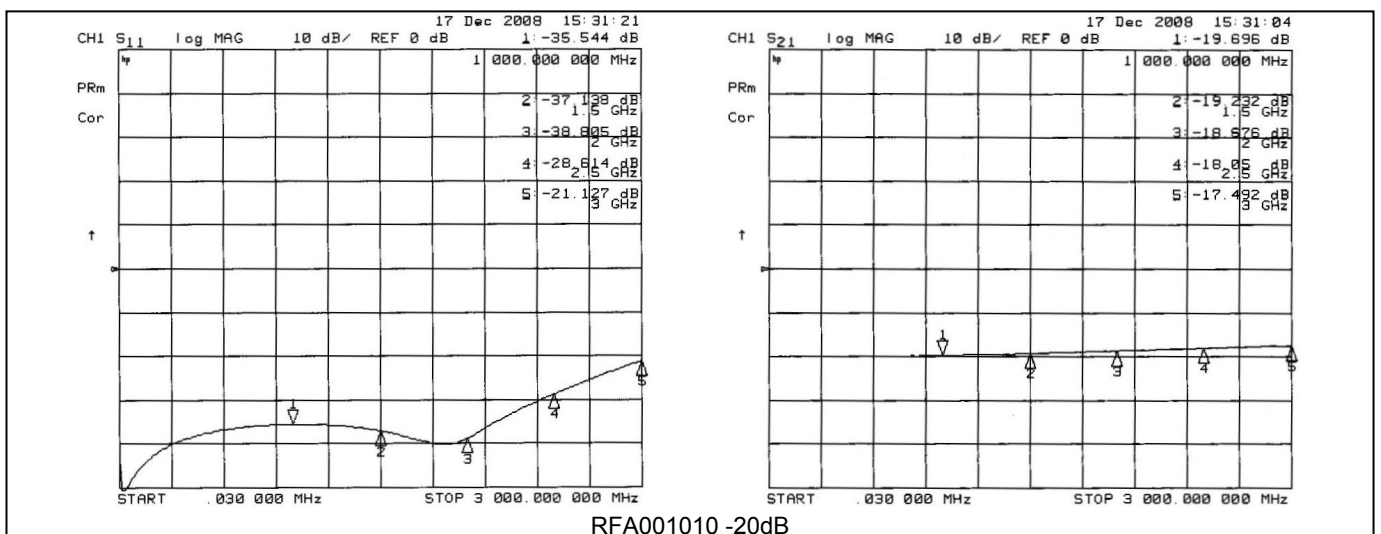
Typical S11-S21



RFA001010 -3dB



RFA001010 -6dB



RFA001010 -20dB

換算式、Transformation:  $VSWR = \frac{1+|\Gamma|}{1-|\Gamma|}$  .....  $|\Gamma| = 10^{\frac{S11}{20}}$   $|\Gamma| = \frac{VSWR-1}{VSWR+1}$  .....  $S11 = -(-20 \log |\Gamma|)$