


4 端子、ミリオhm 精密抵抗器

4-TERMINALS MILLIOHM  
PRECISION RESISTORS

RCS2321



特長・用途

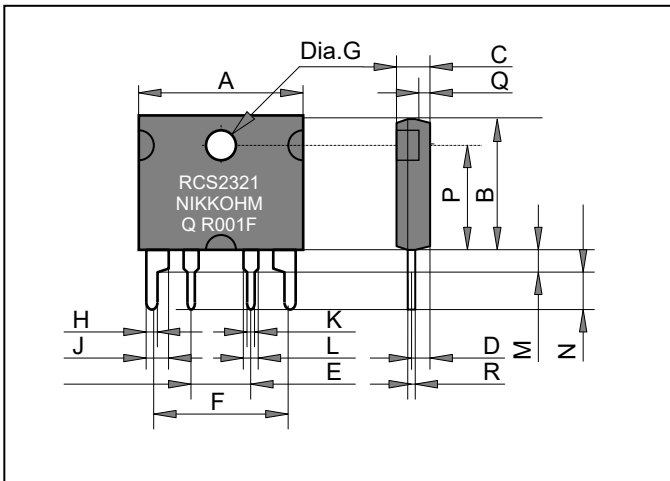
許容差 0.1%まで、TCR25ppm、抵抗値範囲 1mΩから 100Ω  
精密 4 端子抵抗器  
定格電力 50 W(放熱器付)の下での負荷安定性 0.1%  
外観は小型で厚み 6mm、低インダクタンス構造、高速パルス、広  
帯域周波数の回路に適合します  
用途は、UPS、モータ制御、パワー半導体試験装置、充電制御  
車載制御機器などのパワーエレクトロニクス、インバータ・コンバータ  
回路

Features and Applications

Milliohm such precision resistor from 0.001Ohm to 50Ohms as resistance tolerance to +/-0.1%, TCR to +/-15ppm/°C, load stability to 0.1% with 40W power rating. Small size and thin profile produce very low inductance, fit for high / wide frequency operation.

Applications include inverter / converter power electronics, UPS, motor speed control, power device test, circuit board test, LSI test, precision measurements, battery charging for automotive and industrial.

外形寸法 Dimensions (mm)



	RCS2321
A	22.3 +/-0.2
B	17.25 +/- 0.2
C	4.50 +/-0.1
D	2.10 +/-0.2
E	7.62 +/-0.1
F	17.78 +/-0.1
G	3.20 +/-0.1
H	1.5 +/-0.2
J	3.0 +/-0.2
K	1.1 +/-0.2
L	2.0 +/-0.1
M	3.0 +/-0.2
N	5.0 +/-0.2
P	13.75 +/-0.2
Q	1.5 +/-0.2
R	0.8 +/-0.2

品目番号 Ordering Information

形式 RCS2321	温度係数 E (25ppm) P (15ppm)	抵抗値 R005 R001- 50R	許容差 D(0.5%) F(1%), G(2%), J(5%) (≥R001) D(0.5%), F(1%), G(2%), J(5%) (≥R005) B(0.1%), D(0.5%), F(1%), G(2%), J(5%) (≥R010)	Code Z03 Z00	包装形態 Tube BULK
---------------	--------------------------------	--------------------------	--	--------------------	----------------------

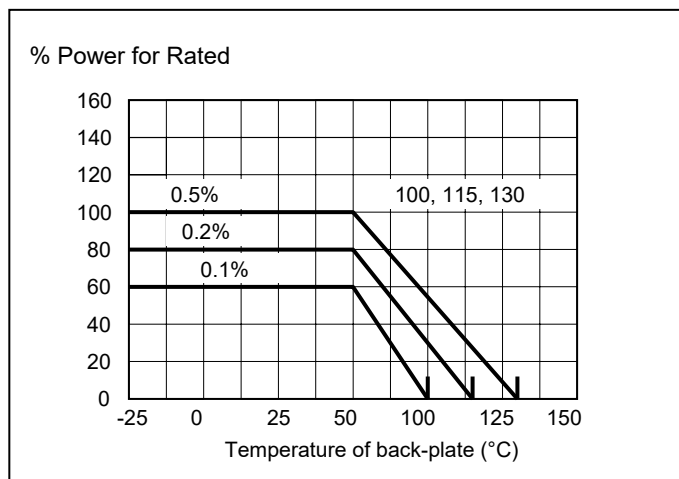
4-TERMINALS MILLIOHM PRECISION RESISTORS

RCS2321

仕様と特性 Specifications and Performances

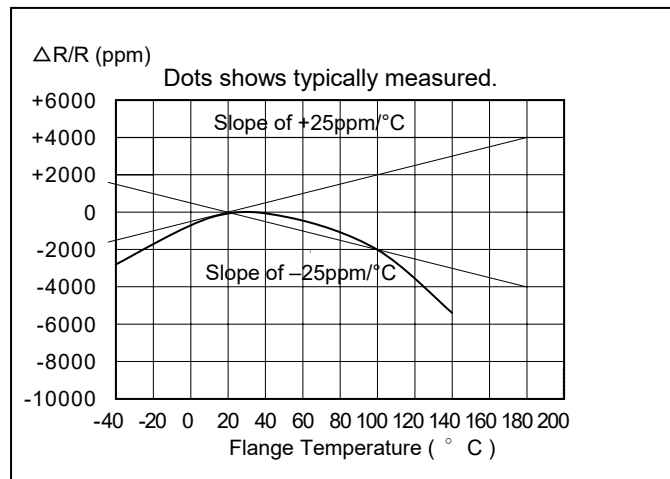
		仕様など	Conditions
定格電力 (自立)	Rating Power	3 Watt	Free air 70°C
定格電力 (放熱器付き)	Rating Power	40 Watt	放熱器付き
抵抗値許容差	Tolerance	1%, 2%, 5%	From 0.001ohm
抵抗値許容差	Tolerance	0.5%, 1%, 2%, 5%	From 0.005ohm
抵抗値許容差	Tolerance	0.1%, 0.5%, 1%, 2%, 5%	From 0.01ohm
熱抵抗	Thermal Resistance,	2.0 °C/W	Resistor-Flange
最大動作電流	Max. Operating Current	100 A at 1mΩ	Short time overload, 2.5 seconds.
抵抗値範囲	Resistance Range	0.001 Ω - 50 Ω	
長期安定性	Shelf Life Stability	0.1%, 0.2%, 0.5%	1000hours, depends on stress
温度係数	TCR, R001 to 100R	+/-25ppm/°C	20°C to 60°C
温度係数	TCR, Option	+/-15ppm/°C	20°C to 60°C
絶縁耐電圧	Insulation Voltage	300VDC	
最大電流	Maximum Current	150A	
熱起電力	Thermal EMF	< 1uV/° C	
動作温度範囲	Operation Temp. Range	-40 to +130 deg C	
抵抗材料	Resistor Material	Cu-Ni-Mn alloy	Foil
絶縁材料	Substrate	Anodized Aluminum	
端子材料	Housing	Epoxy resin	
端子数	Terminals	Tinned Copper	
最大トルク	Terminal Type	Four	
最大動作電流	Maximum Torque	0.8 N/m	

負荷軽減 Derating



Note.

温度依存性 Temperature Coefficient, typical



Note.